

Pressure Locked Metal Gratings

Data Sheet

Open Steel Gratings - P325-33/11-3

Lichtgitter Pressure Locked steel gratings, as well as being used in the industrial and civil engineering sectors, are particularly suited to all types of architectural applications. Under high pressure, up to 20,000 kN, unimpaired cross bars are pressed into bearing bars that are 'S' shaped or conically slotted. This process guarantees a firm and torsion rigid grating structure.

The Pressure Locked gratings are manufactured in mild steel, stainless steel or aluminium with a variety of surface finishes available.

Technical Details


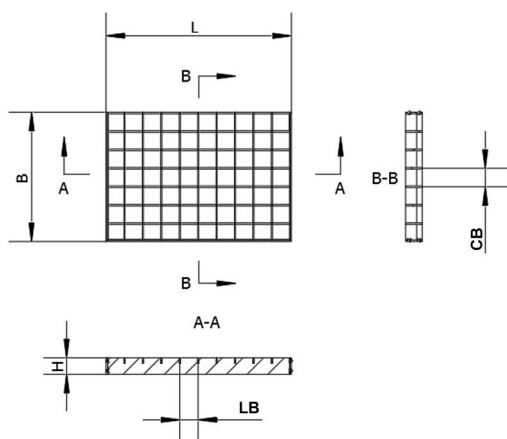
Material	Mild Steel S275JR	Standard	BS EN 10025
Finish	Self Colour, Galvanised		BS EN ISO 1461
Load Bar Depth	25mm		
Cross Bar Depth	10mm		
Thickness	Load Bar (LB)		
	Cross Bar (CB)		
	3mm		
	2mm		
Slip Resistance, Surface Type	R11, Plain		DIN51130
Mesh Pitch	33mm x 11mm, 10mm Ball proof		BS EN ISO 14122
Standard Stocked Sizes	3000mm x 1000mm (L x W)		
Fixing compatibility	B10 (as through bolt or with bottom clip)		

Loading

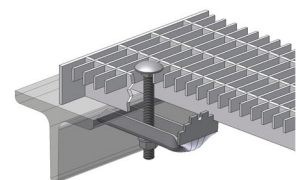
Max Clear Span	966mm	*Clear distance between supports
Uniform Distributed Load	5kN/m ²	UDL to conform to **EN ISO 14122
Point Load Deflection	3.98mm	Deflection for point load at given span
Point Load	1.5kN	Point Load to conform **EN ISO 14122
Contact Area	200 x 200mm	Point load area
UDL Deflection	2.56mm	Deflection for UDL load at given span

*Supports must be fully supported on two opposing sides of the clear span

** EN ISO 14122 states deflection between adjacent loaded and unloaded panels must not exceed 4mm



Fixing Types



B10

